

**Introductory sub-table (I)(a)**

Name of the Company: ANAND PROJECTS LIMITED  
 Scrip Code, Name of the scrip, class of security: 501630  
 Quarter ended: 30/09/2014

Partly paid-up shares:-	No. of partly paid-up shares	As a % of total no. of partly paid-up shares	As a % of total no. of shares of the company
Held by promoter/promoter group	NIL	NIL	NIL
Held by public	NIL	NIL	NIL
<b>Total - D</b>	<b>NIL</b>	<b>NIL</b>	<b>NIL</b>

Outstanding convertible securities:-	No. of outstanding securities	As a % of total no. of outstanding convertible securities	As a % of total no. or shares of the company, assuming full conversion of the convertible securities
Held by promoter/promoter group	NIL	NIL	NIL
Held by public	NIL	NIL	NIL
<b>Total - E</b>	<b>NIL</b>	<b>NIL</b>	<b>NIL</b>

Warrants:-	No. of warrants	As a % of total no. of warrants	As a % of total no. or shares of the company, assuming full conversion of warrants
Held by promoter/promoter group	NIL	NIL	NIL
Held by public	NIL	NIL	NIL
<b>Total - F</b>	<b>NIL</b>	<b>NIL</b>	<b>NIL</b>

Total paid-up capital of the company, assuming full conversion of warrants and convertible securities

934290




catsum

ADROIT CORPORATE SERVICES PVT. LTD.

Unit :ANAND PROJECTS LIMITED

Categorywise Summary As on 30/09/2014

SrNo	Code	Description	#Folios	%age	Shares	%age
1	1	F RESIDENT INDIVIDUALS	80	91.95	160234	17.15
2	2	F NON RESIDENT INDIANS(INDIVIDUALS)	3	3.45	7326	0.78
3	3	F CORPORATE BODIES	3	3.45	66314	7.10
4	11	C PROMOTORS	1	1.15	700416	74.97
Total :			87	100.00	934290	100.00



catlstnm

ADROIT CORPORATE SERVICES PVT. LTD. October 04, 2014  
 Unit : ANAND PROJECTS LIMITED  
 Listing \*\* I F RESIDENT INDIVIDUALS

PageNo 1

SrNo	FolioNo	Name	Shares	Percentage	PageNo
1	000203	CHANDRAMANIBEN R. PATEL	43884	4.70	
2	000156	SHAILESH R. PATEL	20988	2.25	
3	P00001	CHANDRAMANIBEN R. PATEL	10000	1.07	
4	000138	CHANDRAMANIBEN R. PATEL	6300	0.67	
5	000142	CHANDRAMANIBEN R. PATEL	5454	0.58	
6	000253	CHANDRAMANIBEN R. PATEL	5238	0.56	
7	S00003	CHANDRAMANIBEN R. PATEL	4411	0.47	
8	000122	CHANDRAMANIBEN R. PATEL	4194	0.45	
9	000301	CHANDRAMANIBEN R. PATEL	4194	0.45	
10	000131	CHANDRAMANIBEN R. PATEL	4194	0.45	
11	000254	CHANDRAMANIBEN R. PATEL	2520	0.27	
12	000030	CHANDRAMANIBEN R. PATEL	2088	0.22	
13	000228	CHANDRAMANIBEN R. PATEL	2088	0.22	
14	000034	CHANDRAMANIBEN R. PATEL	2088	0.22	
15	000046	CHANDRAMANIBEN R. PATEL	1890	0.20	
16	000146	CHANDRAMANIBEN R. PATEL	1872	0.20	
17	000133	CHANDRAMANIBEN R. PATEL	1674	0.18	
18	000167	CHANDRAMANIBEN R. PATEL	1674	0.18	
19	000207	CHANDRAMANIBEN R. PATEL	1674	0.18	
20	000101	CHANDRAMANIBEN R. PATEL	1458	0.16	
21	000165	CHANDRAMANIBEN R. PATEL	1260	0.13	
22	000019	CHANDRAMANIBEN R. PATEL	1260	0.13	
23	000209	CHANDRAMANIBEN R. PATEL	1260	0.13	
24	000009	CHANDRAMANIBEN R. PATEL	1260	0.13	
25	000130	CHANDRAMANIBEN R. PATEL	1044	0.11	
26	000078	CHANDRAMANIBEN R. PATEL	1044	0.11	
27	000073	CHANDRAMANIBEN R. PATEL	1044	0.11	
28	000238	CHANDRAMANIBEN R. PATEL	1044	0.11	
29	000134	CHANDRAMANIBEN R. PATEL	1044	0.11	
30	000076	CHANDRAMANIBEN R. PATEL	1044	0.11	
31	000176	CHANDRAMANIBEN R. PATEL	1044	0.11	
32	000188	CHANDRAMANIBEN R. PATEL	1044	0.11	
33	000057	CHANDRAMANIBEN R. PATEL	1044	0.11	
34	000064	CHANDRAMANIBEN R. PATEL	1044	0.11	
35	000095	CHANDRAMANIBEN R. PATEL	990	0.11	
36	A00001	CHANDRAMANIBEN R. PATEL	900	0.10	
37	S00001	CHANDRAMANIBEN R. PATEL	900	0.10	
38	000097	CHANDRAMANIBEN R. PATEL	828	0.09	
39	J00002	CHANDRAMANIBEN R. PATEL	772	0.08	



catlstnm


40	000027	BANOUBAI JEHANGIR BALSARA	630	0.07
41	000115	POPATLAL BHOGILAL SHAH	630	0.07
42	K00001	KASHMIRA A TUREL	630	0.07
43	000089	MINOCHER JEHANGIR BALSARA	630	0.07
44	099999	HIMADRI KATHARANI	612	0.07
45	000112	MANILAL MAGANBHAI PANDYA	414	0.04
46	000308	MUKESH KUMAR A PATEL	414	0.04
47	000087	PUSPABEN ASHOKBHAI RAVAT	414	0.04
48	000005	KAMLABEN R. PATEL	414	0.04
49	000107	VINODRAI B. BHATT	414	0.04
50	000083	KISANDAS HIMATLAL SHAH	414	0.04
51	000069	RATILAL TAPUBHAI SOLANKI	414	0.04
52	000080	PRANLAL LALLUBHAI SHAH	414	0.04
53	000042	SURESHCHANDRA M. SHAH	414	0.04
54	000285	LILAVATI BAPALAL MODY	414	0.04
55	000016	SHANTARAM P. PUROHIT	414	0.04
56	000092	PURUSHOTTAMDAS M. PATEL	414	0.04
57	000281	MANISH BALKRISHNA TASKAR	414	0.04
58	000110	SHANKERBHAI I. PATEL	414	0.04
59	M00001	MINOCHER JEHANGIR BALSARA	270	0.03
60	J00001	JITENDRA NATWERLAL JADAWALA	234	0.03
61	B00002	BHASKER S SANIL	198	0.02
62	000059	ALA JAMSHEDJI PATEL	198	0.02
63	000210	BAI CHANDAN	198	0.02
64	000040	NILKANTH BAPURAO BURLE	198	0.02
65	000052	K. S. GAZDER	198	0.02
66	000050	RADHABAI RATILAL SHROFF	198	0.02
67	000090	OTAMBHAI PUNAMBHAI PATEL	198	0.02
68	000211	ASPI PHIROZE SHROFF	198	0.02
69	000117	DRUPADLAL C. MUNSIFF	198	0.02
70	000032	PREMILA MATHURADAS	198	0.02
71	000006	S.A.KAJIJI	198	0.02
72	000094	DAMODARDAS B. PARIKH	198	0.02
73	000007	J.D.CHOKSI	198	0.02
74	000123	HIRALAL KILABHAI SHAH	198	0.02
75	000307	JITENDRA N JADAWALA	180	0.02
76	000071	BEN NARMADA	25	0.00
77	000313	SURESH SANJEEVA SALIAN	18	0.00
78	000312	SUMIT SHANTILAL BOHRA	18	0.00
79	000311	SUNIL CHANDRABHAL AVASTHI	18	0.00
80	000314	DEEPA BHIKAMCHAND MUTHA	18	0.00

categorywise Total :

80

160234

17



catlstnm


ADROIT CORPORATE SERVICES PVT. LTD. October 04, 2014

Unit :ANAND PROJECTS LIMITED

\*\*Categorywise Listing \*\* 2 F NON RESIDENT INDIANS(INDIVIDUALS)

PageNo 4

SrNo	FolioNo	Name	Shares	Percentage
1	000150	ARTHUR LOUIS GOMES	5040	0.54
2	000047	RUSTOMJI COWASJI PAREKH	2088	0.22
3	000051	AHMED BAWA MULLA	198	0.02
categorywise Total :			7326	0.78



catlstnm

ADROIT CORPORATE SERVICES PVT. LTD. October 04, 2014

Unit : ANAND PROJECTS LIMITED

\*\*Categorywise Listing \*\* 3 F CORPORATE BODIES

PageNo 5

SrNo	FolioNo	Name	Shares	Percentage
1	B00001	BALASHRI COMMERCIAL LIMITED	45900	4.91
2	A00002	ARMS SECURITIES (P) LTD	20000	2.14
3	000124	CENTRAL BANK EXECUTOR&TRUSTEE CO.LTD.	414	0.04
categorywise Total :			66314	7.10
Grand Total			934290	100.00



cat1stnm


ADROIT CORPORATE SERVICES PVT. LTD. October 04, 2014

Unit : ANAND PROJECTS LIMITED

\*\*Categorywise Listing \*\* 11 C PROMOTORS(PROMOTER)

PageNo 3


SrNo	FolioNo	Name	Shares	Percentage
1	1204940000000259	HEMANT PANPALIA	700416	74.97
categorywise Total :			700416	74.97



auditsumm

ADROIT CORPORATE SERVICES PVT.LTD.  
UNIT: ANAND PROJECTS LIMITED  
SUMMARY OF SHAREHOLDING AS ON : 30/09/2014

PARTICULARS	NO. OF SHAREHOLDERS	NO. OF SHARES	%
CDSL	1	700416	74.97
PHYSICAL	86	233874	25.03
TOTAL :	87	934290	100.00




## Statement Showing Shareholding Pattern


Company Name: ANAND PROJECTS LIMITED

Table (I)(a)

Category code	Category of Shareholder	Number of Shareholders	Total number of shares	Number or shares held in dematerialized form	Total shareholding as a percentage of total number of shares		Shares Pledged or otherwise encumbered	
					As a percentage of (A+B)1	As a percentage of (A+B+C)	Number of shares	As a percentage (IX)= (VIII)/(IV)*100
(I)	(II)	(III)	(IV)	(V)	(VI)	(VII)	(VIII)	(IX)
<b>(A)</b>	<b>Shareholding of Promoter and Promoter Group2</b>							
	<b>1 Indian</b>							
(a)	Individuals/ HUF	1	700416	700416	74.97	74.97	0	0.00
(b)	Central Govt./ State Govt.(s)	0	0	0	0.00	0.00	0	0.00
(c)	Bodies Corporate	0	0	0	0.00	0.00	0	0.00
(d)	Financial Institutions/ Banks	0	0	0	0.00	0.00	0	0.00
(e)	Any Others(Specify)							
(e-i)	Trusts				0.00	0.00		0.00
(e-ii)	Directors				0.00	0.00		0.00
	<b>Sub Total(A)(1)</b>	<b>1</b>	<b>700416</b>	<b>700416</b>	<b>74.97</b>	<b>74.97</b>	<b>0</b>	<b>0.00</b>
	<b>2 Foreign</b>							
a	Individuals (NRI/Foreign Individu	0	0	0	0.00	0.00	0	0.00
b	Bodies Corporate	0	0	0	0.00	0.00	0	0.00
c	Institutions	0	0	0	0.00	0.00	0	0.00
d	Qualified Foreign Investor	0	0	0	0.00	0.00	0	0.00
e	Any Others(Specify)	0	0	0	0.00	0.00	0	0.00
	<b>Sub Total(A)(2)</b>	<b>0</b>	<b>0</b>	<b>0</b>	<b>0.00</b>	<b>0.00</b>	<b>0</b>	<b>0.00</b>
	<b>Total Shareholding of Promote</b>	<b>1</b>	<b>700416</b>	<b>700416</b>	<b>74.97</b>	<b>74.97</b>	<b>0</b>	<b>0.00</b>
<b>(B)</b>	<b>Public shareholding</b>							
	<b>1 Institutions</b>							
(a)	Mutual Funds/ UTI	0	0	0	0.00	0.00	0	0.00
(b)	Financial Institutions / Banks	0	0	0	0.00	0.00	0	0.00
(c)	Central Government/ State Gover	0	0	0	0.00	0.00	0	0.00
(d)	Venture Capital Funds	0	0	0	0.00	0.00	0	0.00
(e)	Insurance Companies	0	0	0	0.00	0.00	0	0.00
(f)	Foreign Institutional Investors	0	0	0	0.00	0.00	0	0.00
(g)	Foreign Venture Capital Investors	0	0	0	0.00	0.00	0	0.00
(h)	Qualified Foreign Investor	0	0	0	0.00	0.00	0	0.00
(i)	Any Other (specify)	0	0	0	0.00	0.00	0	0.00
	<b>Sub-Total (B)(1)</b>	<b>0</b>	<b>0</b>	<b>0</b>	<b>0.00</b>	<b>0.00</b>	<b>0</b>	<b>0.00</b>
<b>B 2</b>	<b>Non-institutions</b>							
(a)	Bodies Corporate	3	66314	0	7.10	7.10	0	0.00
(b)	Individuals							
I	Ind-Hold nominal shr capital upto	78	95362	0	10.21	10.21	0	0.00
II	Ind-Hold nominal shr capital in ex	2	64872	0	6.94	6.94	0	0.00
(c)	Qualified Foreign Investor	0	0	0	0.00	0.00	0	0.00
(d)	Any Other (specify)							
(d-i)	Others	0	0	0	0.00	0.00	0	0.00
(d-ii)	Clearing member	0	0	0	0.00	0.00	0	0.00
(d-iii)	NRIs	3	7326	0	0.78	0.78	0	0.00
(d-iv)	NRI Corp Bodies	0	0	0	0.00	0.00	0	0.00
(d-v)	Foreign Corp Bodies (Including FC	0	0	0	0.00	0.00	0	0.00
(d-vi)	Customers	0	0	0	0.00	0.00	0	0.00
(d-vii)	Suppliers	0	0	0	0.00	0.00	0	0.00
(d-viii)	Foreign Nationals	0	0	0	0.00	0.00	0	0.00
(d-ix)	Trusts	0	0	0	0.00	0.00	0	0.00
(d-x)	Foreign (Promoters)	0	0	0	0.00	0.00	0	0.00
(d-xi)	Directors	0	0	0	0.00	0.00	0	0.00
(d-xii)	Directors Relatives	0	0	0	0.00	0.00	0	0.00
(d-xiii)	Foreign Individuals (Including FDI	0	0	0	0.00	0.00	0	0.00
	<b>Sub-Total (B)(2)</b>	<b>86</b>	<b>233874</b>	<b>0</b>	<b>25.03</b>	<b>25.03</b>	<b>0</b>	<b>0.00</b>
<b>(B)</b>	<b>Total Public Shareholding (B)=</b>	<b>86</b>	<b>233874</b>	<b>0</b>	<b>25.03</b>	<b>25.03</b>	<b>0</b>	<b>0.00</b>



TOTAL (A)+(B)	87	934290	700416	100.00	100.00	0	0.00
(C) Shares held by Custodians and against which Depository Receipts have been issued							
1 Promoter and Promoter Group	0	0	0	0.00	0.00	0	0.00
2 Public	0	0	0	0.00	0.00	0	0.00
Sub-Total (C)	0	0	0	0.00	0.00	0	0.00
GRAND TOTAL (A)+(B)+(C)	87	934290	700416	100.00	100.00	0	0.00



(1)(b) Statement showing holding of securities (including shares, warrants, convertible securities) of persons belonging to the category "Promoter and Promoter Group"


Sr. No.	Name of the shareholder	Details of Shares held		Encumbered shares (*)			Details of warrants		Details of convertible securities		Total shares (including underlying shares assuming full conversion of warrants and convertible securities) as a % of diluted share capital
		Number of shares held	As a % of grand total (A)+(B)+(C)	No.	As a percentage	As a % of grand total (A)+(B)+(C) of sub-clause (I)(a)	Number of warrants held	As a % Total Number of warrants of the same Class	Number of convertible securities held	As a % Total Number of convertible securities of the same Class	
(I)	(II)	(III)	(IV)	(V)	(VI)	(VII)	(VIII)	(IX)	(X)	(XI)	(XII)
1	HEMANT PANPAL	700416	74.97	0	0.00	0.00	0	0.00	0	0.00	0.00
TOTAL		700416	74.97	0	0.00	0.00	0	0.00	0	0.00	0.00

(\*) The term "encumbrance" has the same meaning as assigned to it in regulation 28(3) of the SAST Regulations, 2011




(I)(c)(i) Statement showing holding of securities (including shares, warrants, convertible securities) of persons belonging to the category "Public" and holding more than 1% of the total number of shares.

Sr. No.	Name of the shareholder	Number of shares held	Shares as a percentage of total number of shares {i.e., Grand Total (A)+(B)+(C) indicated in Statement at para (1)(a) above}	Details of warrants		Details of		Total shares (including underlying shares assuming full Conversion of warrants and convertible securities) as a % of diluted share capital
				Number of warrants held	As a % Total Number of warrants of the same Class	Number of convertible securities held	As a % Total Number of convertible securities of the same	
1	ARMS SECURITIES (P) LTD BALASHRI COMMERCIAL	20000	2.14	0	0.00	0.00	0	0.00
2	LIMITED CHANDRAMANIBEN R.	45900	4.91	0	0.00	0.00	0	0.00
3	PATEL PRAKASHBHAI	43884	4.70	0	0.00	0.00	0	0.00
4	KARSANBHAI VAGHELA	10000	1.07	0	0.00	0.00	0	0.00
5	SHAILESH R. PATEL	20988	2.25	0	0.00	0.00	0	0.00
	<b>TOTAL</b>	<b>140772</b>	<b>15.07</b>	<b>0</b>	<b>0.00</b>	<b>0.00</b>	<b>0</b>	<b>0.00</b>




(I)(c)(ii) Statement showing holding of securities (including shares, warrants, convertible securities) of persons (together with PAC) belonging to the category "Public" and holding more than 5% of the total number of shares of the company

Sr. No.	Name(s) of the shareholder(s) and the Persons Acting in Concert (PAC) with them	Number of shares	Shares as a percentage of total number of shares (i.e., Grand Total (A)+(B)+(C) indicated in Statement at para (I)(a) above)	Details of warrants		Details of convertible securities		Total shares (including underlying shares assuming full Conversion of warrants and convertible securities) as a % of diluted share capital
				Number of warrants	As a % Total Number of warrants of the same Class	Number of convertible securities held	% w.r.t Total Number of convertible securities of the same Class	
1	TOTAL	0	0.00	0	0.00	0	0.00	0.00
		0	0.00	0	0.00	0	0.00	0.00




(1)(d) Statement showing details of locked-in shares

Sr. No.	Name of the shareholder	Number of locked-in shares	Locked-in shares as a percentage of total number of shares (i.e., Grand Total (A)+(B)+(C) indicated in Statement at para (1)(a) above)	Promoter / Promoter Group / Public
1		0		0.00
	TOTAL	0		0.00



(II)(a) Statement showing details of Depository Receipts (DRs)

Sr. No.	Type of outstanding DR (ADRs, GDRs, SDRs, etc.)	Number of outstanding DRs	Number of shares underlying outstanding DRs	Shares underlying outstanding DRs as a percentage of total number of shares {i.e., Grand Total (A)+(B)+(C) indicated in Statement at para (I)(a) above}
1	TOTAL	0	0	0



(II)(b) Statement showing holding of Depository Receipts (DRs), where underlying shares held by 'promoter/promoter group' are in excess of 1% of the total number of shares

Sr. No.	Name of the DR Holder	Type of outstanding DR (ADRs, GDRs, SDRs, etc.)	Number of shares underlying outstanding DRs	Shares underlying outstanding DRs as a percentage of total number of shares {i.e., Grand Total (A)+(B)+(C) indicated in Statement at para (I)(a) above}
1	TOTAL		0 0	0 0

